

Carri-Go[®]

TRAVEL HIGHWAYS TO ADVENTURE

Get away from it all in the Carri-Go by DYNAMAX, the leader in down-sized motorhomes. Step inside, relax and unwind in the comforts of home on the road. A tastefully appointed interior transitions into a fully equipped kitchen complete with a convection microwave oven. Carri-Go is designed with safety features in mind including rugged aluminum welded frame construction, durable fiberglass exterior walls, and a steel undercarriage.

DYNAMAX
CORPORATION

Carri-Go 2810SL is featured with these options: Premium Exterior Package, 15' box awning, and a 15,000 BTU roof air conditioner.



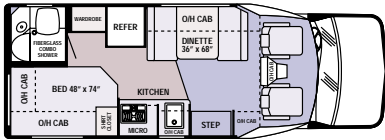
At the push of a button, increase your living space over 14 square feet. This slide-out Carri-Go 2520 is shown with sofa bed, dinette, optional 13,500 BTU roof air conditioner and 19" color TV.



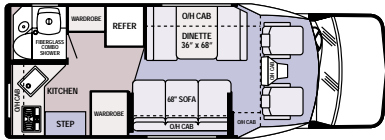
Carri-Go 2320 is shown with an optional 19" color television. This twin sofa floorplan can be exchanged for swivel chairs or a dinette.

Carri-Go 2310 shown with an easy living area featuring a rear corner bed, corner bath and ample kitchen. Stay cool with an optional 13,500 BTU air conditioner.

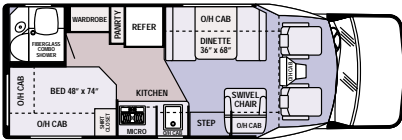




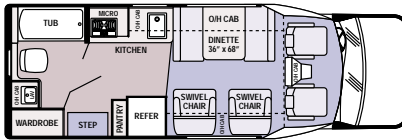
2110



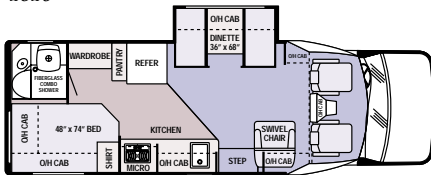
2120



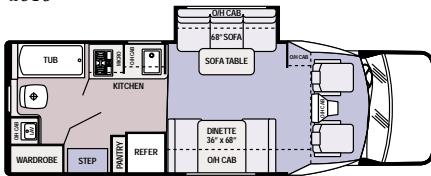
2310



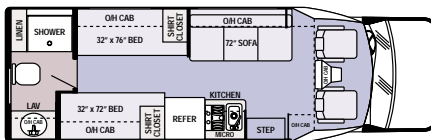
2320



2510



2520



2620

MODEL	2110	2120	2310	2320	2510SL	2520SL	2620	2720	2810SL
GVWR:	11,500 lbs.	11,500 lbs.	11,500 lbs.	11,500 lbs.	14,050 lbs.	14,050 lbs.	14,050 lbs.	14,050 lbs.	14,050 lbs.
GCWR:	20,000 lbs.	20,000 lbs.	20,000 lbs.	20,000 lbs.	20,000 lbs.	20,000 lbs.	20,000 lbs.	20,000 lbs.	20,000 lbs.
Overall Length:	21 ft. 8 in.	21 ft. 8 in.	23 ft. 8 in.	23 ft. 8 in.	24 ft. 6 in.	24 ft. 6 in.	25 ft. 7 in.	27 ft. 9 in.	28 ft. 10 in.
Exterior Width:	7 ft. 7 in.	7 ft. 7 in.	7 ft. 7 in.	7 ft. 7 in.	7 ft. 7 in.	7 ft. 7 in.	7 ft. 7 in.	7 ft. 7 in.	7 ft. 7 in.
Wheelbase:	158 in.	158 in.	158 in.	158 in.	176 in.	176 in.	178 in.	187 in.	200 in.
Overall Height:	10 ft. 5 in.	10 ft. 5 in.	10 ft. 5 in.	10 ft. 5 in.	10 ft. 5 in.	10 ft. 5 in.	10 ft. 5 in.	10 ft. 5 in.	10 ft. 5 in.
Interior Height:	6 ft. 4 in.	6 ft. 4 in.	6 ft. 4 in.	6 ft. 4 in.	6 ft. 4 in.	6 ft. 4 in.	6 ft. 4 in.	6 ft. 4 in.	6 ft. 4 in.
Fuel Capacity:	55 gal.	55 gal.	55 gal.	55 gal.	55 gal.	55 gal.	55 gal.	55 gal.	55 gal.
Water Capacity (gal.):									
Fresh/Gray/Black:	30/26/23	30/26/23	30/26/23	30/26/23	30/26/23	30/26/23	30/26/23	30/26/23	34/23/26
LPG Capacity:	12.2 gal./gal./lbs.	12.2 gal./gal./lbs.	12.2 gal./gal./lbs.	12.2 gal./gal./lbs.	12.2 gal./gal./lbs.	12.2 gal./gal./lbs.	12.2 gal./gal./lbs.	20.3 gal./gal./lbs.	12.2 gal./gal./lbs.
Sleeping Capacity	4	4	4	4	4	4	4	4	4

CARRI-GO STANDARD FEATURES

CHASSIS & CAB FEATURES

- 2110, 2120, 2310, 2320
Chassis: Ford E350
Engine: 6.8 Liter V-10
Axle Ratio: 4.10
- 2510SL, 2520SL, 2620, 2720, 2810SL
Chassis: Ford E450
Engine: 6.8 Liter V-10
Axle Ratio: 4.56

- Transmission: 4-speed Automatic
- Factory A/C
- AM/FM CD Stereo
- Driver & Passenger Air Bags
- Cruise Control
- Intermittent Windshield Wipers
- Power Steering
- Power Door Locks
- Power Windows
- 6-Way Power Driver's Seat
- Tilt Steering Column

CONSTRUCTION

- Rugged Aluminum Welded Frame
- Block Foam Insulation Sidewalls & Roof
- Fiberglass Exterior Walls
- One-piece Rubber Roof
- Tube Steel Floor Assembly

EXTERIOR FEATURES

- 26" Wide Entrance Door
- Radius Corner Windows
- Power Entry Step
- Patio Light
- Entry Assist Handle
- Fiberglass Running Boards
- Roof Rack & Ladder
- Pre-wired & Prep for Generator
- Jack & Lug Wrench
- Stainless Steel Wheel Liners
- Valve Stem Extenders on Rear Dual Wheels
- Spare Tire & Continental Kit
- Trailer Hitch Class 3 - 5,000 lbs.

ELECTRICAL & WATER SYSTEMS

- System Monitor Panel
- Pre-wired for Roof Air Conditioning
- Demand Water Pump - 12V
- City Water Hook-up
- 120V/12V Power Converter - 45 Amp
- GFI 110V Receptacle in Bath
- GFI 110V Exterior Receptacle
- Auxiliary Battery with Isolator
- 30' 110V Power Cable
- Cable TV Hook-up
- TV Antenna with Power Booster
- Battery Shut Off (Inside Coach)

INTERIOR FEATURES

- Stainless Steel Sink
- Convection Microwave Oven
- Carpet with Pad/Linoleum
- Oak Framed Cabinets & Doors
- Marine Toilet
- Tub or Shower with Surround
- Valances with Day/Night Shades
- Innerspring Mattress
- Bedspread

HEATING & APPLIANCES

- 2 Burner Cook Top
- Power Range Hood
- Folding Range Cover
- Convection Microwave Oven
- 6 cu. ft. 2-Way Refrigerator
- Fantastic Roof Vent
- Electric Ignition 6 Gal. Water Heater
- 25,000 BTU Furnace

DECORS

- Mahogany
- Champagne
- Granite
- Platinum (Optional)

WARRANTY

- Conversion is warranted for 1 (one) year or 15,000 miles. Warranty service is available nationwide. Chassis, powertrain and automotive options are warranted by the chassis manufacturer (Ford). Installed appliances and fixtures are warranted by their respective manufacturer.

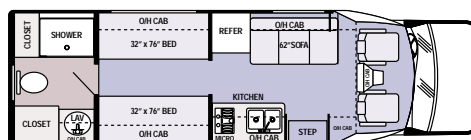
OPTIONAL EQUIPMENT

- Ford Diesel Engine
- 4 kilowatt Onan Generator
- 13,500 BTU Roof Air Conditioner
- 15,000 BTU Roof Air Conditioner
- Heat Strip for Air Conditioner
- 19" Color Television
- Video Cassette Player
- 6-Way Power Passenger Seat
- Sofa ILO Dinette
- Sofa ILO Swivel Chairs
- Alpha Stone Countertops
- Power Remote & Heated Mirrors
- Heated & Enclosed - Holding Tanks
- Painted Bottom Skirt (Automotive Finish)
- Tow Hitch (Class III with Wire Harness)
- 12' Box Awning
- 15' Box Awning
- Roof Rack and Ladder
- Exterior Appearance Package: Painted Front Bumper Cover, Fog Lights, Bumper Step, Painted Grille
- Premium Exterior Package: Painted Front Bumper Cover, Fog Lights, Bumper Step, Painted Grille, Painted Bottom Skirt, Smooth Galcoated Fiberglass Walls

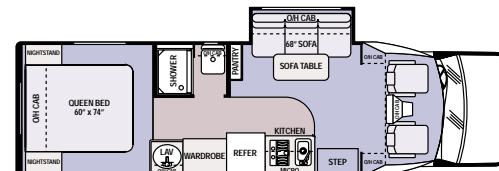
©2003. Floor plans, features and specifications of the Carri-Go are subject to change without notice.



2745 Northland Drive ■ Elkhart, IN 46514 ■ P.O. Box 1948 ■ Elkhart, IN 46515
Phone: 888-295-7859 ■ 574-262-3474 ■ Fax: 574-262-1099
www.dynamaxcorp.com



2720



2810SL